

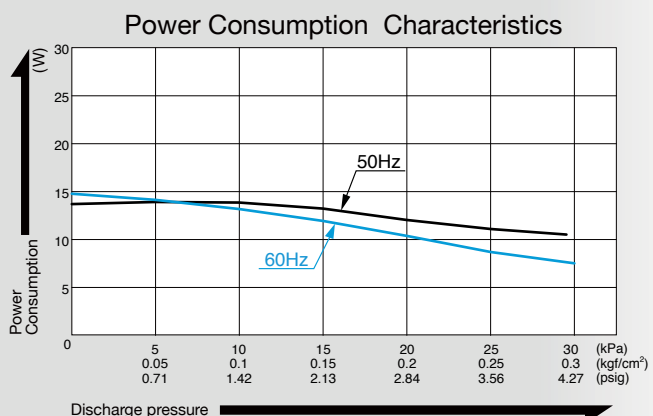
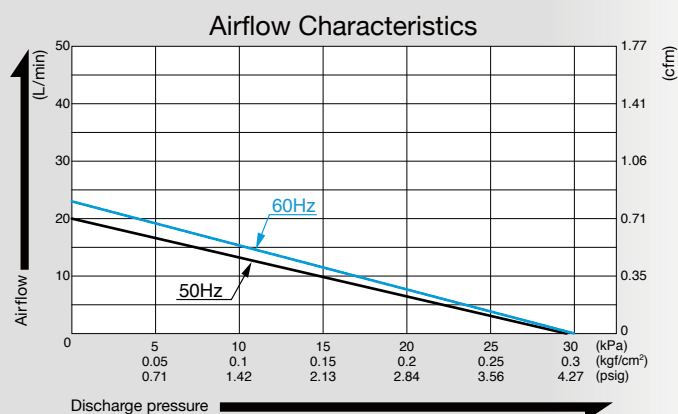
Compressor

Model VC0101S

Blower Type



Airflow & Power Consumption



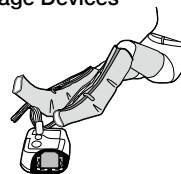
Specifications

Rated Pressure	5 kPa (0.05 kgf/cm ²) 0.05 bar 0.71 psig	
Rated Airflow	15 L/min 0.53 cfm	
Maximum Pressure	26 kPa (0.26 kgf/cm ²) 0.26 bar 3.70 psig	
Rated Voltage	120 V AC *1	230 V AC
Power Consumption	14 W	
Rated Frequency	60 Hz	50 Hz
Rated Performance	5,000 hours	
Working Pressure Range	0 to 26 kPa (0 to 0.26 kgf/cm ²) 0 to 0.26 bar 0 to 3.70 psig	
Outlet	7.5 mm O.D. hose barb	
Duty Cycle	60 minutes	
Coil Insulation Class	B or its equivalent (JETL)	
Mounting Dimensions	66 (L) x 100 (W) mm 2-19/32" (L) x 3-15/16" (W)	
Weight	0.83 kg 1.81 Lbs	
Leadwire Length	300 mm 11-13/16"	

*1: Non-UL product.
Please read the page of "How to Use This Catalog" first for correct use of compressors and pumps.

Application Examples

Massage Devices



Bedsore Prevention Mattress



Dimensional Outline Drawing (Unit: mm)

