

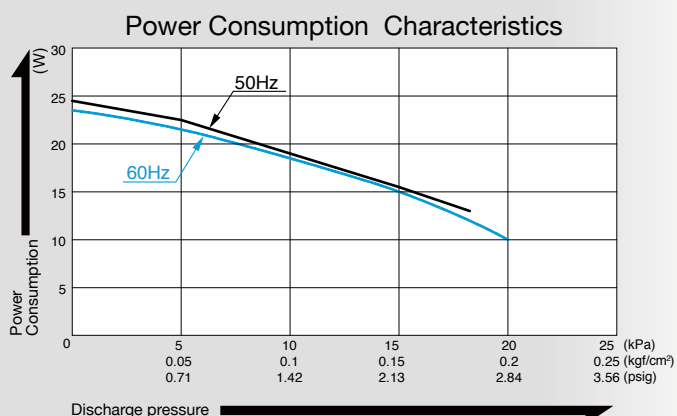
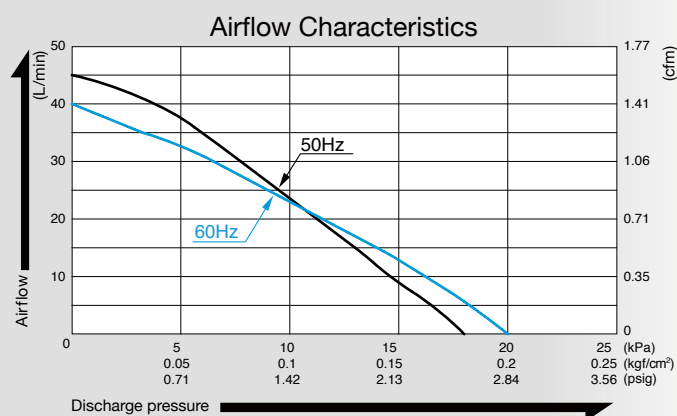
Compressor

Model VC0201

Blower Type



Airflow & Power Consumption



Specifications

Rated Pressure	10 kPa (0.1 kgf/cm ²) 0.1 bar 1.42 psig	
Rated Airflow	20 L/min 0.71 cfm	
Maximum Pressure	18 kPa (0.18 kgf/cm ²) 0.18 bar 2.56 psig	
Rated Voltage	120 V AC	230 V AC
Power Consumption	18 W	19 W
Rated Frequency	60 Hz	50 Hz
Rated Performance	10,000 hours	
Working Pressure Range	0 to 18 kPa (0 to 0.18 kgf/cm ²) 0 to 0.18 bar 0 to 2.56 psig	
Outlet	8.5 mm O.D. hose barb	
Duty Cycle	Continuous	
Coil Insulation Class	A for 120V or its equivalent	B for 230V or its equivalent
Mounting Dimensions	100 (L) x 85 (W) mm 3-15/16" (L) x 3-11/32" (W)	
Weight	1.8 kg 4 Lbs	
Leadwire Length	200 mm 7-7/8"	

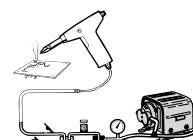
Please read the page of "How to Use This Catalog" first for correct use of compressors and pumps.

Application Examples

Medical Cup Suction



Solder Fume Suction



Bedsores Prevention Mattress



Dimensional Outline Drawing (Unit: mm)

