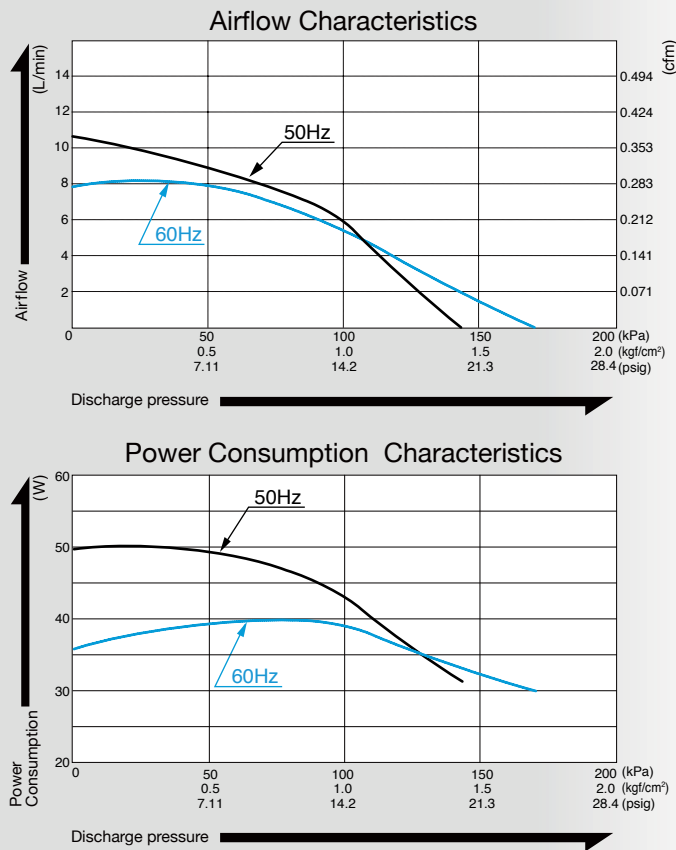


Compressor

Model **AC0410A**



Airflow & Power Consumption



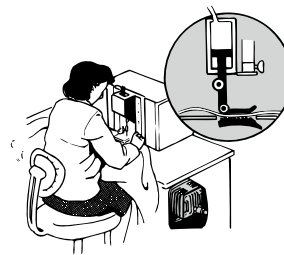
Specifications

Rated Pressure	100 kPa (1.0 kgf/cm ²) 1.0 bar 14.2 psig	
Rated Airflow	5 L/min 0.177 cfm	
Maximum Pressure	130 kPa (1.3 kgf/cm ²) 1.3 bar 18.5 psig	
Rated Voltage	115 V AC	230 V AC
Power Consumption	39 W	43 W
Rated Frequency	60 Hz	50 Hz
Rated Performance	3,000 hours	
Outlet	ISO Rc 1/4	
Duty Cycle	Continuous	
Coil Insulation Class	B or its equivalent (JETL)	
Mounting Dimensions	68 (L) x 98 (W) mm 2-43/64" (L) x 3-55/64" (W)	
Weight	2.1 kg 4.6 Lbs	
Leadwire Length	220 mm 8-21/32"	170 mm 6-11/16"

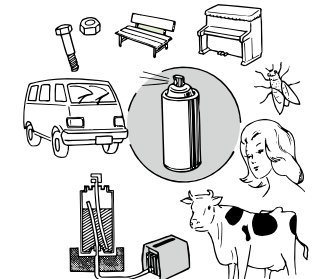
Please read the page of "How to Use This Catalog" first for correct use of compressors and pumps.

Application Examples

Industrial Sewing Machine



Various Aerosol Sprays



Dimensional Outline Drawing (Unit: mm)

