

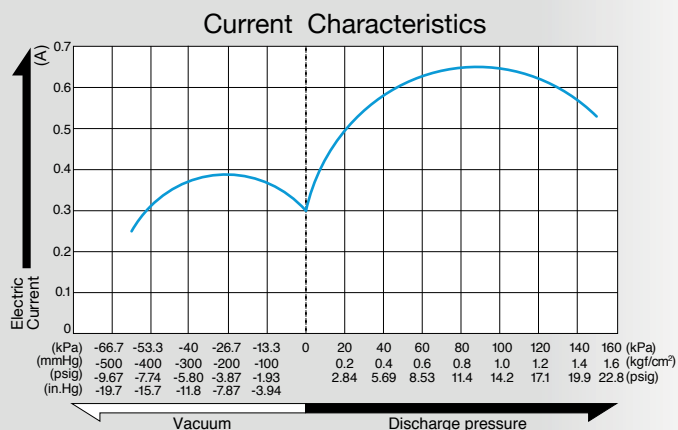
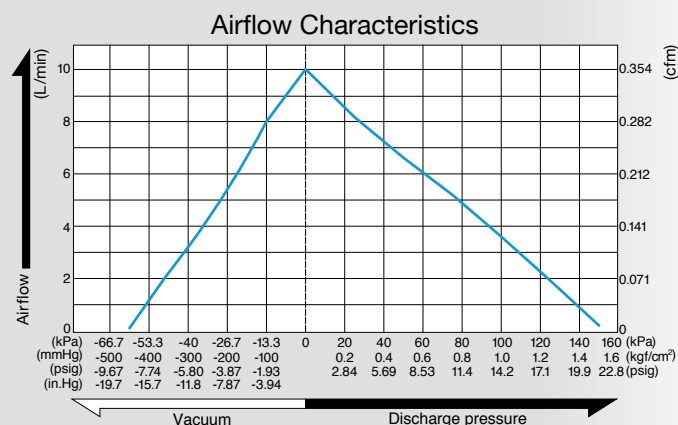
Compressor and Vacuum Pump

Model **DPO210TA-Y1** PWM controllable



Brushless DC Motor 24 V DC

Airflow & Power Consumption




Specifications

Attainable Vacuum	-60.0 kPa (-450 mmHg) -600 mbar -17.7 in.Hg
Free Air Displacement	10 L/min 0.35 cfm
Rated Voltage	24 V DC
Maximum Pressure	150 kPa (1.5 kgf/cm ²) 1.5 bar 21.3 psig
Maximum Current	0.8 A
Duty Cycle	Continuous
Rated Performance (MTTF)	5,000 hours
Inlet	6.8 mm O.D. straight barb
Outlet	6.8 mm O.D. straight barb
Coil Insulation Class	B or its equivalent
Mounting Dimensions	36.5 (L) x 37.5 (W) mm 1 - 7/16" (L) x 1 - 15/32" (W)
Weight	0.32 kg 0.71 Lbs
Leadwire Length	300 mm 11 - 13/16"

Application Examples

Vending Machines

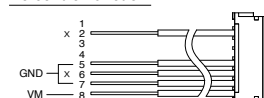


External Dimensions (Unit: mm)

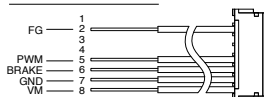
Connection Table

Circuit No.	1	2	3	4	5	6	7	8
Cord Color	—	Yellow	—	—	White	Blue	Black	Red
Connection Table	Control Signal				Power Source			
Function	—	FG	—	—	PWM	BRAKE	GND	VM
Cord Size	AWG28				AWG26			
Cord UL Style	UL1571							

No control function



Use control function



S8B-ZR-SM4A(JST) or 1027-66208(CNPLS) or 15001WR-08A00(YENHO)

